

# KAREN A. COFFMAN JACKSON COUNTY TREASURER

FEBRUARY  
2020



## PORTFOLIO SIZE

### Current Portfolio

Certificate of Deposits (CD)	3,250,000.00
Money Market Accounts	22,251,024.93
Treasuries & Agencies	23,499,700.00
	<b>\$ 49,000,724.93</b>

## CURRENT HAPPENINGS

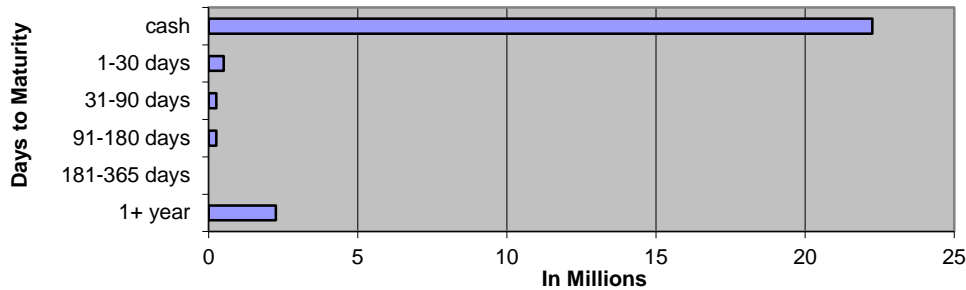
### 2020 Revenue Year to Date\*

All Delinquent Taxes	681,251
Dog Licenses	7,498
Passports	7,760

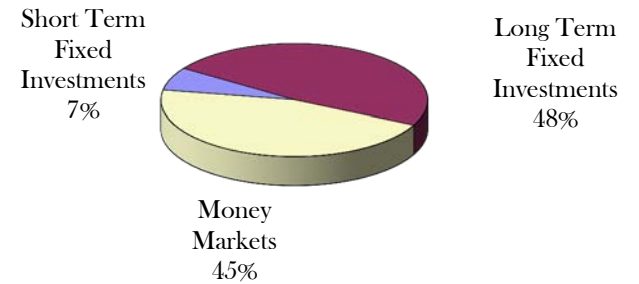
\*General Ledger Information/Cash basis

## DIVERSIFICATION

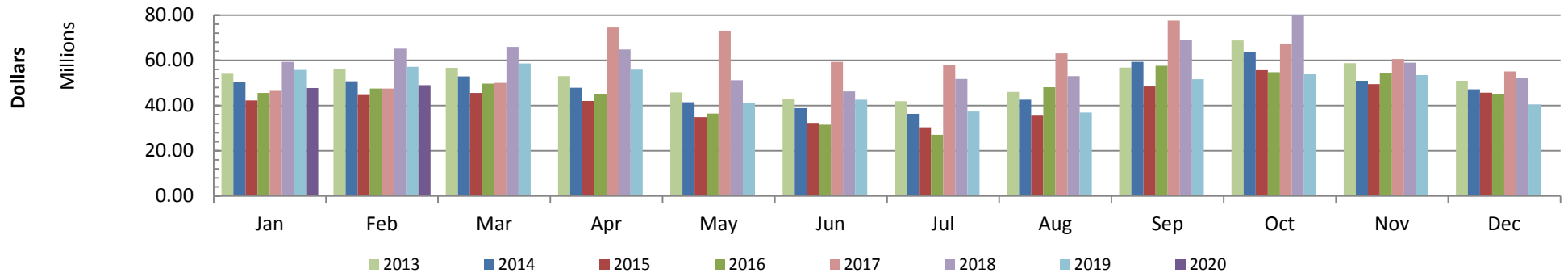
### Diversification by Maturity Date



### Diversification by Investment Type



### Historical Comparison by Month



## February 2020 General Account Investments

CUSIP	Issuer	Par Value	Rate	Maturity Date
<b>Certificates of Deposit</b>				
6591848107	Chemical Bank	\$ 250,000.00	2.750%	3/11/2020
32110YER2	First National Bank of America	\$ 250,000.00	1.500%	3/16/2020
201282GJ3	Alma Bank	\$ 250,000.00	1.500%	4/13/2020
666613GP3	Northpointe	\$ 250,000.00	2.450%	9/21/2020
61747MS69	Morgan Stanley	\$ 250,000.00	2.800%	4/5/2021
32558	American 1 Credit Union	\$ 500,000.00	2.750%	4/26/2021
864088DN6	Sturgis Bank	\$ 250,000.00	2.500%	7/20/2021
38644ABM0	Grand River Bank	\$ 250,000.00	3.000%	8/2/2021
21923LAF0	Cornerstone	\$ 250,000.00	2.600%	9/2/2021
24000332	Ann Arbor State Bank	\$ 500,000.00	2.750%	4/20/2023
59452WAE8	Michigan Legacy	\$ 250,000.00	3.450%	11/9/2023
	<b>Subtotal</b>	<b>\$ 3,250,000.00</b>		
<b>Cash/Money Markets</b>				
	Comerica Bank	\$ 11,873,328.37		
	Michigan CLASS	\$ 10,377,696.56		
	<b>Subtotal</b>	<b>\$ 22,251,024.93</b>		
<b>Treasuries / U.S. Agencies</b>				
150609HD0	Cedar Springs Mich Public School Muni	\$ 500,000.00	1.785%	5/1/2020
3133EGVK8	Federal Farm Credit Bank	\$ 2,000,000.00	1.350%	9/21/2020
3133EGLG8	Federal Farm Credit Bank	\$ 2,000,000.00	1.370%	10/13/2020
3133EGLU7	Federal Farm Credit Bank	\$ 2,000,000.00	1.480%	7/14/2021
3134GAEE0	Federal Home Loan Bank	\$ 2,000,000.00	1.500%	3/30/2021
3133EGMT9	Federal Farm Credit Bank	\$ 2,000,000.00	1.690%	7/19/2022
3134G92T3	Federal Home Loan Mortgage Corp	\$ 1,000,000.00	1.500%	8/8/2023
3133EGTV7	Federal Farm Credit Bank	\$ 3,000,000.00	1.820%	9/12/2023
3133EGUU7	Federal Farm Credit Bank	\$ 3,000,000.00	1.850%	9/20/2023
3133EHVU4	Federal Farm Credit Bank	\$ 2,000,000.00	2.780%	8/24/2027
3133ELAF1	Federal Farm Credit Bank	\$ 1,999,700.00	2.380%	12/2/2027
3133EKGS9	Federal Farm Credit Bank	\$ 2,000,000.00	3.320%	4/16/2029
	<b>Subtotal</b>	<b>\$ 23,499,700.00</b>		
	<b>Total</b>	<b>\$ 49,000,724.93</b>		

## February 2020 Monthly Pooled Interest

Account Name	Org. Key	Object Code	No. Days	Beginning Balance	Ending Balance	Average Balance	Average Interest	Monthly Interest	GL Entry CR
Public Improvement	245000	000020	29	1,228,798.11	1,539,479.08	1,384,138.60	1.393%	\$1,531.92	245100-664000
Jail Millage	280000	000020	29	977,027.48	1,139,333.34	1,058,180.41	1.393%	\$1,171.16	280100-664000
DOA Millage	281000	000020	29	621,245.87	543,697.28	582,471.58	1.393%	\$644.66	281100-664000
Medical Care MOE	297100	000020	29	803,240.20	958,313.13	880,776.67	1.393%	\$974.81	297100-664000
Delinquent Real	616000	000020	29	3,932,287.85	5,153,882.66	4,543,085.26	1.393%	\$5,028.14	616100-664000
Delinquent Personal	618000	000020	29	233,370.25	202,345.01	217,857.63	1.393%	\$241.12	618100-664000
Worker's Comp	677000	000020	29	182,977.33	217,684.14	200,330.74	1.393%	\$221.72	677100-664000
Escheats	702000	000020	29	101,126.53	107,188.09	104,157.31	1.393%	\$115.28	702000-268010
				<b>8,080,073.62</b>	<b>9,861,922.73</b>			9,928.81	
ROD Automation Fund	256000	000020	29	472,630.04	483,233.38	477,931.71	1.393%	\$528.96	256100-664000
Road Commission	201000	000020	29	4,984,830.72	5,397,189.67	5,191,010.20	1.393%	\$5,745.24	201100-664000
Joint Narcotics Forfeiture	267000	000020	29	147,927.18	133,083.67	140,505.43	1.393%	\$155.51	267100-664000
Lifeways MH Millage	282000	000020	29	285,282.41	197,092.97	241,187.69	1.393%	\$266.94	282100-664000
Animal Shelter	283000	000020	29	493,570.55	595,145.44	544,358.00	1.393%	\$602.48	283100-664000
Parks Millage	284000	000020	29	992,960.62	1,167,138.89	1,080,049.76	1.393%	\$1,195.36	284100-664001
Lake Columbia	365185	000020	29	5,199.66	467,780.87	236,490.27	1.393%	\$261.74	365185-664000
Southern Regional Intercept.	<b>365916</b>	<b>000020</b>	29	-256,514.93	-256,764.93	-256,639.93	1.393%	\$0.00	<b>365916-664000</b>
Wolf Lake	365220	000020	29	2,207.99	2,210.62	2,209.31	1.393%	\$2.45	365220-664000
Parma Village LDFA	<b>365920</b>	<b>000020</b>	29	4,089.40	8,146.78	6,118.09	1.393%	\$6.77	<b>365920-664000</b>
Grass Lake Section 2002B	<b>365924</b>	<b>000020</b>	29	3,924.45	3,929.13	3,926.79	1.393%	\$4.35	<b>365924-664000</b>
Round/Farwell	<b>365925</b>	<b>000020</b>	29	11,189.63	11,202.98	11,196.31	1.393%	\$12.39	<b>365925-664000</b>
Vineyard Lake	365250	000020	29	2,133.92	329,011.46	165,572.69	1.393%	\$183.25	365250-664000
Rives Sanitary Sewer	<b>365926</b>	<b>000020</b>	29	611.01	611.74	611.38	1.393%	\$0.68	<b>365926-664000</b>
Lifeways 2015B series	<b>365917</b>	<b>000020</b>	29	15,830.95	96,237.34	56,034.15	1.393%	\$62.02	<b>365917-664000</b>
Airport Runway	<b>365906</b>	<b>000020</b>	29	1,127.68	1,129.03	1,128.36	1.393%	\$1.25	<b>365906-664000</b>
Road Dept Road Projects	<b>365933</b>	<b>000020</b>	29	5,530.91	5,537.51	5,534.21	1.393%	\$6.13	365933-664000
Sheriff Radio	<b>365934</b>	<b>000020</b>	29	1,446.76	1,448.49	1,447.63	1.393%	\$1.60	365934-664000
Building Authority Debt MCF	369472	000020	29	2,085.65	2,088.14	2,086.90	1.393%	\$2.31	369472-664000
Road Dept Road Projects	404276	000020	29	471.44	472.00	471.72	1.393%	\$0.52	404276-664000
JCDOT 2019 MTF Bond	407000	000020	29	12,623,831.77	12,641,061.45	12,632,446.61	1.393%	\$13,981.18	407276-664001
Fair	561000	000020	29	-10,885.60	209,698.40	99,406.40	1.393%	\$110.02	13
Preston Endowment	718000	000020	29	106,196.39	106,323.12	106,259.76	1.393%	\$117.60	\$117.60
Preston RESTRICTED	718001	000020	29			0.00	1.393%	\$0.00	718100-664000
Drain	801000	000020	29	1,215,302.23	1,256,820.47	1,236,061.35	1.393%	\$1,368.03	801100-664000
Drain	802000	000020	29	45,870.91	42,640.05	44,255.48	1.393%	\$48.98	802100-664000
Lake Level	841000	000020	29	47,200.25	47,255.98	47,228.12	1.393%	\$52.27	841100-664000
Lake Level	842000	000020	29	6,099.21	6,106.62	6,102.92	1.393%	\$6.75	842100-664000
Spring Arbor Water	851911	000020	29	3,488.60	3,492.76	3,490.68	1.393%	\$3.86	851911-664000
Southern Regional Intercept.	<b>851916</b>	<b>000020</b>	29	1,415.18	1,416.87	1,416.03	1.393%	\$1.57	<b>851916-664000</b>
Parma Village Wastewater	<b>851922</b>	<b>000020</b>	29	0.02	0.02	0.02	1.393%	\$0.00	<b>851922-664000</b>
Round/Farwell	<b>851925</b>	<b>000020</b>	29	141.58	141.75	141.67	1.393%	\$0.16	<b>851925-664000</b>
Vineyard Lake	851250	000020	29	425.29	425.80	425.55	1.393%	\$0.47	851250-664000
Rives Sanitary Sewer	<b>851926</b>	<b>000020</b>	29	65.31	65.39	65.35	1.393%	\$0.07	<b>851926-664000</b>
<b>Total Paid</b>				<b>21,215,687.18</b>	<b>22,961,373.86</b>			\$24,730.91	
				<b>\$ 29,295,760.80</b>	<b>\$ 32,823,296.59</b>	<b>\$ 31,059,528.70</b>			
February 2020 Allocated Interest								\$34,659.72	Total Int Paid

## FEBRUARY 2020 Monthly Pooled Unallocated Interest

Account Name	FUND	Beginning Balance	Ending Balance
Parks	208	43,260.55	71,736.23
Friend of Court	215	-295,478.92	148,853.78
Golf Courses	218	-91.51	1,160.97
Health department	221	780,233.78	711,342.02
Runway Project	246	0.00	0.00
Falling Waters	247	80,312.15	80,312.15
Sparks Park	248	-165,957.08	-165,957.08
Budget Stabilization	257	0.00	0.00
Concealed Pistol Licensing	263	137,265.62	146,077.62
PA Drug Enforcement	264	25,686.66	25,686.66
Sheriff Drug Enforcement	265	0.00	0.00
Omnibus Firefeiture	266	0.00	0.00
Law Library	269	4,082.41	4,082.41
CDB Grant	278	42,105.62	0.00
Justice Training	285	45,202.79	45,167.42
FIA	290	67,031.70	117,031.70
Medical care facility	291	2,218,127.44	1,508,058.31
Child Care	292	809,043.03	766,007.43
Vetran's Trust	294	0.00	0.00
Airport	295	9,817.18	56,397.81
Equipment Fund	402	882,568.02	316,762.22
Sheriff Equipment	466	0.00	0.00
Building Authority Construction	469	0.02	0.02
Delinquent Tax Administration	617	1,100.00	19,700.00
Land bank	620	233,698.69	233,948.69
Landscape Planning	649	23,661.79	23,661.79
DOA Endowment	717	76,666.59	76,933.42
Library Fines	721	40,213.68	40,333.42
Retirement	731	706,468.32	770,808.58
Circuit Court Trust	762	141,975.93	139,749.63
		5,906,994.46	5,137,855.20

**MARCH  
2020**

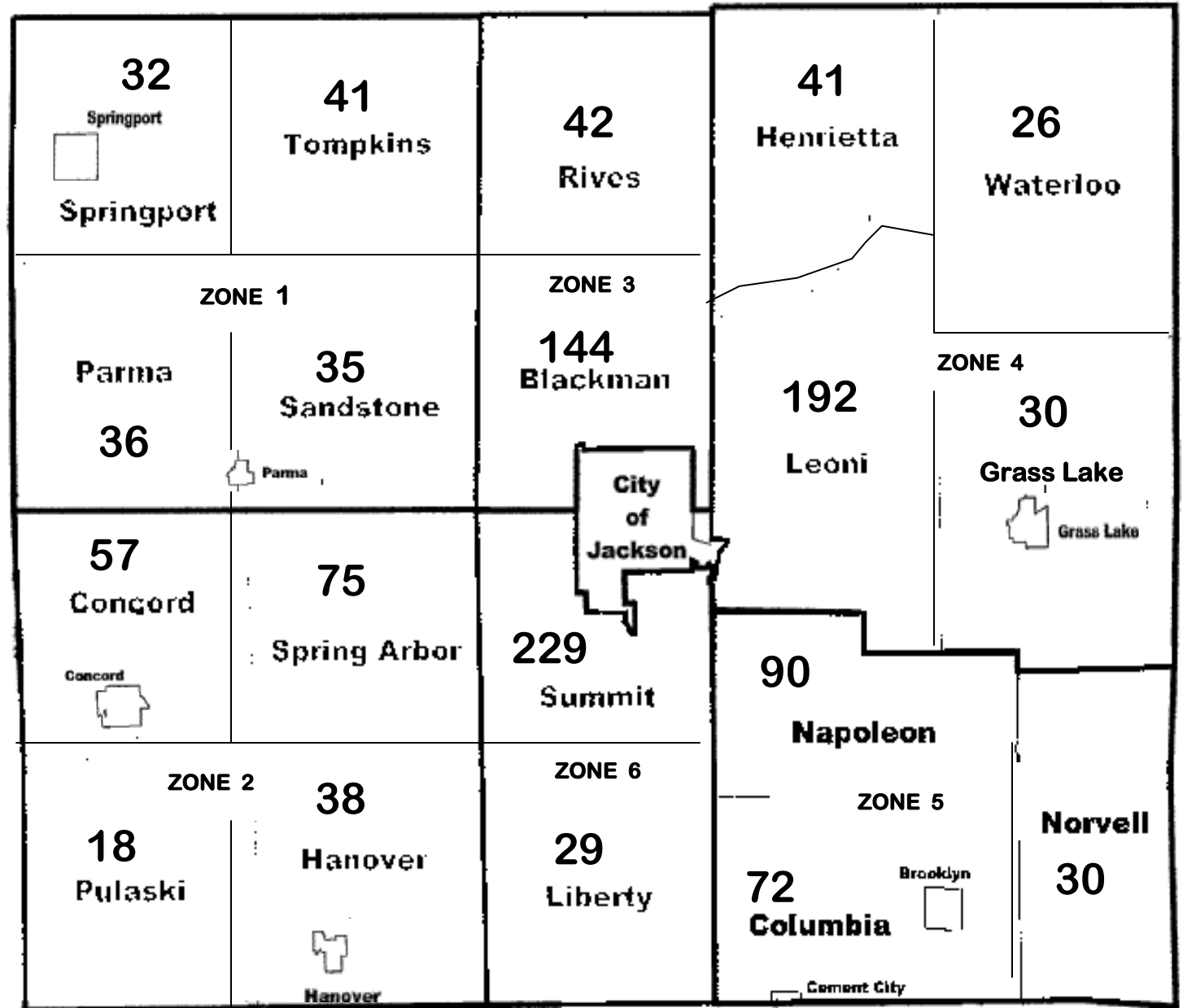
**2020 "NEW" Forfeitures  
Beginning 2,161**

2,161 - %

March 2019 - 2174

- CITY
- 1- 41
  - 2- 89
  - 3- 113
  - 4- 161
  - 5- 198
  - 6- 95
  - 7- 73
  - 8- 134
- Total 904

- 03-01-19 2,174
- 03-01-18 2,069



- Jan - 581
- Guthrie - 581
- Melissa - 559
- 4th - 440

2019 FORFEITURE / 2020 FORECLOSURE																										
Unit (Villages included with twp)	#FRF	Base Tax DLQ	PRE Parcels	Non PRE Parcels	#FRF	%	Base Tax DLQ	PRE Parcels	Non PRE Parcels	#FRF	%	Base Tax DLQ	PRE Parcels	Non PRE Parcels	#FRF	%	Base Tax DLQ	PRE Parcels	Non PRE Parcels	#FRF	%	Base Tax DLQ	PRE Parcels	Non PRE Parcels		
	Mar-19				Apr-19				May-19				Jun-19				Jul-19				Aug-19					
Blackman	144	216,086.30	59	85					0		0%			0		0%			0		0%			0		0
Columbia	72	111,076.60	29	43					0		0%			0		0%			0		0%			0		0
Concord	57	69,183.51	25	32					0		0%			0		0%			0		0%			0		0
Grass Lake	30	70,183.73	14	16					0		0%			0		0%			0		0%			0		0
Hanover	38	55,274.40	20	18					0		0%			0		0%			0		0%			0		0
Henrietta	41	37,976.93	22	19					0		0%			0		0%			0		0%			0		0
Leoni	192	319,622.49	90	102					0		0%			0		0%			0		0%			0		0
Liberty	29	28,072.97	13	16					0		0%			0		0%			0		0%			0		0
Napoleon	90	122,253.76	34	56					0		0%			0		0%			0		0%			0		0
Norvell	30	56,393.47	12	18					0		0%			0		0%			0		0%			0		0
Parma	36	33,501.58	24	12					0		0%			0		0%			0		0%			0		0
Pulaski	18	23,035.52	11	7					0		0%			0		0%			0		0%			0		0
Rives	42	75,475.22	27	15					0		0%			0		0%			0		0%			0		0
Sandstone	35	61,117.51	28	7					0		0%			0		0%			0		0%			0		0
Spring Arbor	75	117,482.20	28	47					0		0%			0		0%			0		0%			0		0
Springport	32	52,786.44	19	13					0		0%			0		0%			0		0%			0		0
Summit	229	316,697.77	129	100					0		0%			0		0%			0		0%			0		0
Tompkins	41	50,064.80	30	11					0		0%			0		0%			0		0%			0		0
Waterloo	26	41,662.23	14	12					0		0%			0		0%			0		0%			0		0
City	904	1,056,970.45	426	478					0		0%			0		0%			0		0%			0		0
<b>Total</b>	<b>2,161</b>	<b>2,914,917.88</b>	<b>1054</b>	<b>1107</b>	<b>0</b>		<b>0.00</b>	<b>0</b>	<b>0</b>	<b>0</b>	<b>0%</b>	<b>0.00</b>	<b>0</b>	<b>0</b>	<b>0</b>	<b>0%</b>	<b>0.00</b>	<b>0</b>	<b>0</b>	<b>0</b>	<b>0%</b>	<b>0.00</b>	<b>0</b>	<b>0</b>	<b>0</b>	
			2,161					0					0						0					0		
					0%		-2,914,917.88			0%		0.00			0%		0.00			0%		0.00			0	
					-2161			0		0			0		0				0					0		
					Indicates no change from previous month total of				Indicates no change from previous month total of				Indicates no change from previous month total of				Indicates no change from previous month total of									